

Sunshades: Extrusions & Pre-Fabricated Options




Sunshade Extrusions

- Airfoil Blades (see below) • Z Louver Blades
- Large inventory of Rect. Tube and Round Tube, and Rectangular Bar & Plate (as Outriggers & Mullions)
- Bullnoses: Half round, Full round

Pre-Fabricated Sunshades

- Airfoil Blades variety: choose from 2" to 12" (see below)
- Additional Blades: Z Louver Blades, Rect. Tube & Round Tube
- Bullnoses: Half round, Full round or Rect. Tube
- Outriggers: Rect. Bar, Rect. Tube or Plate with holes to accept or attach blades
- Mullions: Pre-Fabricated with pass through holes





<p>2-1/8" Air Foil x 16' 56-63-200 Wall: .045 uses #14 screw</p>	<p>4" Air Foil x 24' 56-63-400 Wall: .080 uses #14 screw</p>	<p>6" Air Foil x 24' uses #14 screw 56-63-600 Wall: .100 52-63-1020 (MO) Wall: .100</p>	<p>7" Air Foil Wall: .085 uses #14 screw MILL ORDER 52-63-12534</p>
<p>8" Air Foil x 24' (2 screw bosses) 56-63-800 (TX/MO) Wall: .110 uses #14 screw</p>	<p>8" Air Foil x 24' (2 screw bosses) 56-63-825 Wall: .110; Beam: .125 uses #14 screw</p>	<p>10" Air Foil uses #14 screw MILL ORDER 56-63-1000 Wall: .125</p>	<p>12" Air Foil uses #14 screw MILL ORDER 52-63-11852 Wall: .188</p>
<p>2" Hollow Blade x 16' 80-MF-013 Mill Finish uses #14 screw</p>	<p>2" Hollow Blade x 16' 41-63-830 Mill Finish</p>	<p>2" Blade x 16' 41-63-835 Mill Finish</p>	<p>2" Solid Blade x 20' uses #8 screw 52-63-4696 Mill Finish 52-63-3060 White</p>


Sunshades: Extrusions & Pre-Fabricated Options

Pre-Fabricated Sunshade System - Ready-to-Weld

Available mitered or square cut with pre-punched holes. Rectangular Tube or Bar Frames and Air Foil Blades from 2" to 12"
Fast Assembly • Increased Strength • Minimal Welding for a Clean Look • Fewer Parts, Less Inventory



Bottom: Mitered side frames with blades through center mullion; Top: Pre-Fabricated Flat Bar Outriggers and Mullions



Sunshade System / Air Foil

Pre-Fabricated framing items are also available. Ask your sales representative for more information.

<p>2" Full Round Bull Nose MILL ORDER 052295 uses #14 screw</p>	<p>4" Full Round Bull Nose x 24' 56-63-204 Wall: .093 uses #14 screw</p>	<p>Sloped Bullnose x 24' MILL ORDER 52-61-4733 Wall: .125 uses #14 screw</p>	
<p>4" Half Round Bull Nose x 24' 56-63-202 Wall: .083 uses #10 screw</p>	<p>6" Half Round Bull Nose x 24' 56-63-205 Wall: .100 uses #14 screw</p>	<p>5" Shadow Box x 24' 56-63-905 Wall: .080 6063 T6 M/F uses #14 screw</p>	
<p>3" Radius Tube x 24' 40-63-722 6063 T6 M/F (for louvers) uses #10 screw</p>	<p>4" Radius Tube x 24' 40-63-724 6063 T6 M/F (for louvers) uses #10 screw</p>	<p>5" Radius Tube x 24' 40-63-723 6063 T6 M/F (for louvers) uses #10 screw</p>	<p>6" Self-Mating Channel MILL ORDER 52-63-622 (TX) Wall: .080; Measures 2" x 6" when mated</p>

